



Govt. College Jukhala, Bilaspur – 174033, H.P. (India)
Affiliated to Himachal Pradesh University Shimla – 5

Website: <https://gcjukhala.ac.in>
E-Mail: principalgcjukhala@gmail.com

Criterion 1: Curricular Aspects

1.4 - Feedback System

1.4.1 - Institution obtains feedback on the syllabus and its transaction at the institution from the following stakeholders Students Teachers Employers Alumni

INDEX

1. SECTION-I INTRODUCTION

- 1.1 Establishment at a glance
- 1.2 Vision of the college
- 1.3 Mission of the college
- 2.1 Research Design
- 2.2 Need of Survey
- 2.3 Objective of Survey
- 2.4 Scope of Survey

2. SECTION-II STUDENT SATISFACTION SURVEY (SESSION-2023-24)

- 1. Profile of the student respondents
- 2. Compiled responses of students

3. SECTION-III TEACHERS' FEEDBACK (SESSION-2022-23)

- 1. Teachers Sample composition and size
- 2. Compiled responses of Teachers

4. SECTION-IV EMPLOYEE FEEDBACK (SESSION-2023-24)

- 1. Employee Sample
- 2. Compiled responses of Employee

5. SECTION-IV ALUMNI SATISFACTION SURVEY (SESSION-2023-24)

- 1. Alumni Sample
- 2. Compiled responses of alumni

SECTION-I INTRODUCTION

1.1 Establishment at a glance:

Nestled around the Dawin Valley with the river Pushpbhadra flowing nearby and in the divine grace of Rishi Markandaya Temple, a new abode of higher learning Govt. College Jukhala came into being on February 22, 2007. The sprawling campus is spreading in several acres in sylvan surroundings that bless it with an unmatched serenity. The lush green valley sends the signals of inspiration and adds to its natural beauty, which augments both academic and professional atmosphere of the institution. Affiliated to Himachal Pradesh University Shimla, the college is imparting education mainly to rural youth in various disciplines i.e. humanities, science and commerce at undergraduate level. The admission in bachelor's degree course in all disciplines is offered as per HPU norms. The college is recognised by University Grants Commission, New Delhi and is covered under section 12(B) and 2(f) of UGC Act. 1956.

In the college UGC Resource Centre is set up to provide internet access to the students. The college has been accredited by NAAC with CGPA of 1.62 valid up to November 01, 2023. An Internal Quality Assurance Cell has been set up in the college with a view to bring qualitative improvement in academics. A smoothly functioning NAAC committee remains busy throughout the year to prepare for the subsequent cycle of accreditation of the institution.

The college has a conference hall, a smart classroom and a sports ground. The well-equipped laboratories in the departments of Botany, Chemistry, Physics, Zoology and Geography provide in-depth understanding of the subjects to students. To supplement the academic activities, various clubs and societies have been framed namely Eco Club, Literary Club, Science Club and Society for Social Sciences.

The college has one unit of NSS which inculcates qualities of leadership, dignity of labour, sense of responsibility and communal harmony among the volunteers.

To spread awareness among the students about health and hygiene, Red Ribbon Club is functioning in the college.

The college also has Rover & Ranger units for girls and boys enlivening the motto 'Service above Self' thereby awakening the latest potential of the students and develop in them a sense of responsibility, discipline and mutual cooperation.

The college has sports infrastructure including a big playground and a gymnasium to provide opportunities to students to excel in indoor & outdoor games and various sports.

The Career Guidance Cell of the college is functioning efficiently to guide the students for various competitive examinations. Consequently, most of the students have been enabled to find employment in various government departments, armed forces, public and private sectors, multinational companies etc.

1.2 Vision of the college

To make a life-long difference in the lives of rural youth through holistic education with global standards.

1.3 Mission of the college

To bring social change in rural areas by educating and preparing the youth to face the challenges of the new millennium while keeping the ethics and moral values intact.

2.1 Research Design

Research design is the blue print of the whole research work and includes specified framework for collecting and analysing the collected information in a systematic manner. It acts like a base or guide to the investigator to move with the investigation. A research design is a plan according to which the whole research work is carried out. It provides the empirical and logical basis for drawing the conclusions. In the present study following design and methodology has been followed.

2.2 Need of Survey

No matter how highly an institution is rated, it is not greater than its students because students are the factors that make the institution come alive. Student satisfaction refers to the attraction, pride, or positive feelings that students develop towards a particular program or institution. Student satisfaction surveys helps to measure the effectiveness of classroom teaching and the student feedback provide a roadmap to gauge different alternative methods to make education more effective. Student satisfaction tries to identify and implement the multi-faceted areas of development. Government College is no exception to conduct student satisfaction surveys. The practice of analysing student feedback on different aspects of the institution is being done annually but more specifically after the recommendations of the NAAC Peer Team Report 2017. After Student satisfaction survey is conducted every year. But this year survey is limited only to the students.

2.3 Objective of Survey:

Objectives of a study are the end points for the attainment of which whole investigation is carried out. In the present survey following objectives have been framed:

- 1) To study the perception of students towards campus facilities and teaching learning process of Government College Jukhala.
- 2) To examine the satisfaction level of students towards campus facilities and teaching-learning process of Government College Jukhala.
- 3) To invite suggestions and recommendations from students for the holistic development of institution.

2.4 Scope of Survey

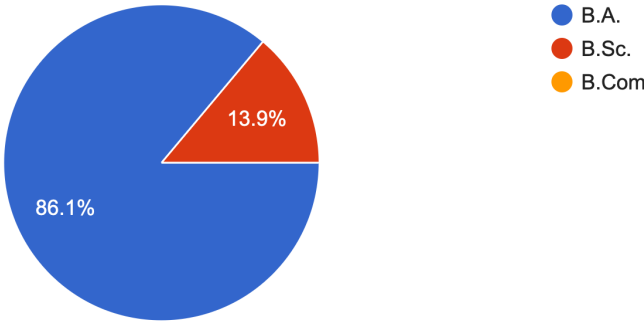
The scope of this survey is to understand the experiences and satisfaction levels of students studying at Government College Jukhala. It focuses on gathering valuable insights about the campus facilities, teaching methods, and overall environment provided by the college. By analysing the feedback, the survey aims to identify areas of improvement and explore opportunities for enhancing the quality of education and infrastructure. The findings will help the institution address the needs of its students effectively and work towards their holistic development.

2. SECTION-II STUDENT SATISFACTION SURVEY SESSION : 2023-24

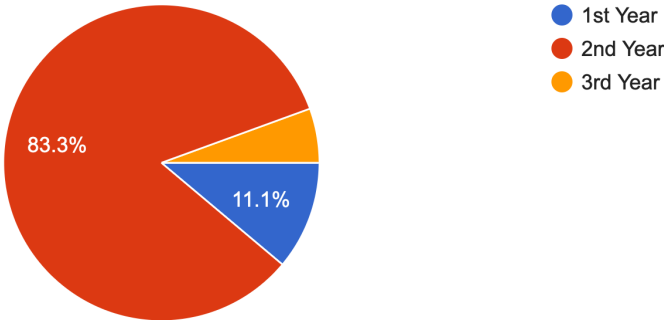
1. Profile of the student respondents

Stream	No. of students responded	Percentage
B.A.	31	86.1%
B.Sc.	5	13.9%
Total	36	100%

Stream
36 responses



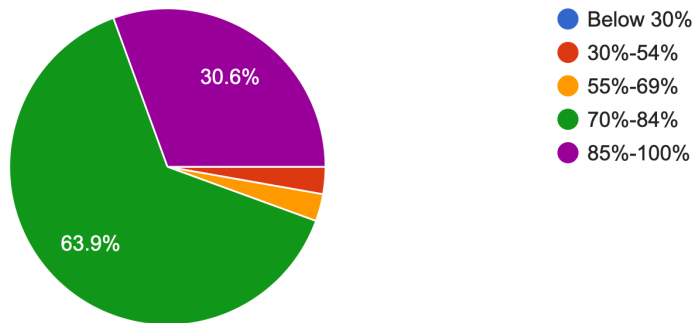
Class
36 responses



2. Compiled responses of students

1. How much of the syllabus was covered in the class

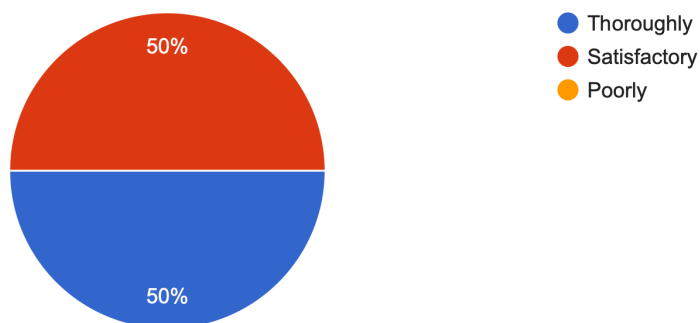
36 responses



Interpretation: About 93.96% students find that syllabus is well covered in the classes.

2. How well did the teachers prepare for the classes

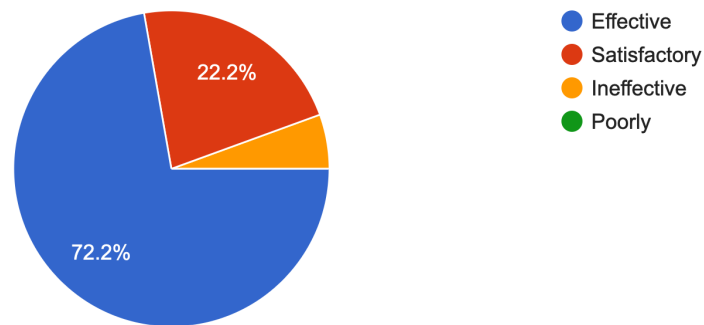
36 responses



Interpretation: Almost 100% Students feel that teachers come prepared for the class as 100% have marked Thoroughly and Satisfactory.

3. How well were the teachers able to communicate

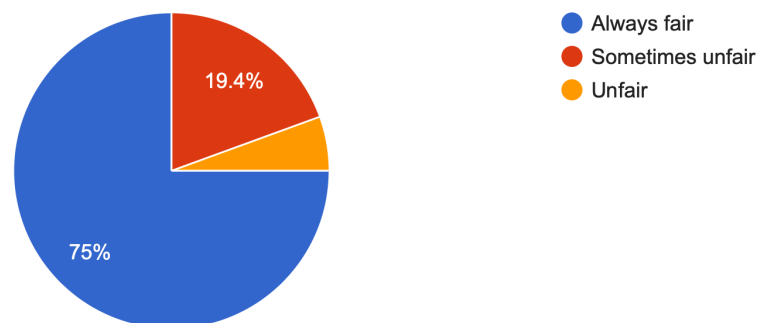
36 responses



Interpretation: 94.4% students feel that teachers communicate well in the classes. Ans the rest 5.6% find the communication poor or ineffective.

4. Fairness of the internal evaluation process by the teachers

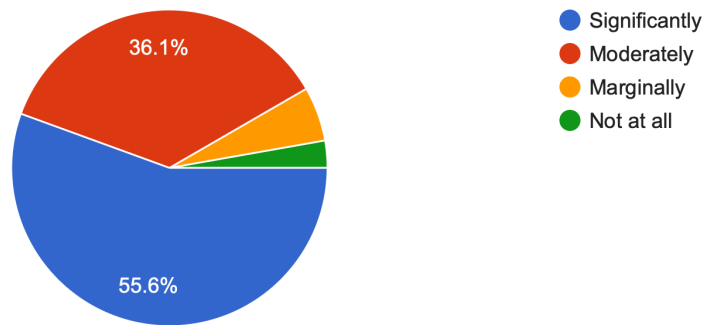
36 responses



Interpretation: 75% respondents feel that Internal Evaluation is always fair. 19.4% respondents feel that it's sometimes unfair, while rest 5.6% feel that evaluation process is unfair.

5. The teaching and mentoring process in your institution facilitates you in cognitive, social and emotional growth

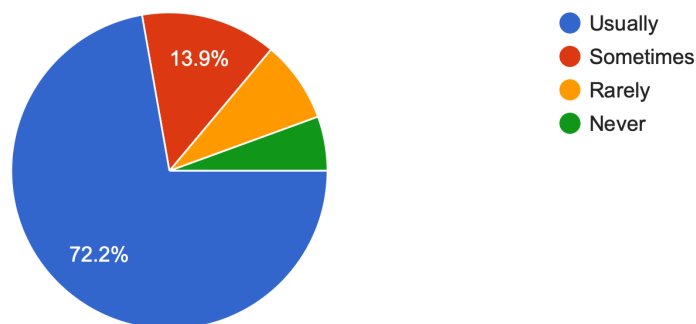
36 responses



Interpretation: 91.7% respondents find that teaching and mentoring process in the institution facilitate cognitive, social and emotional growth.

6. The teachers illustrate the concepts through examples and applications

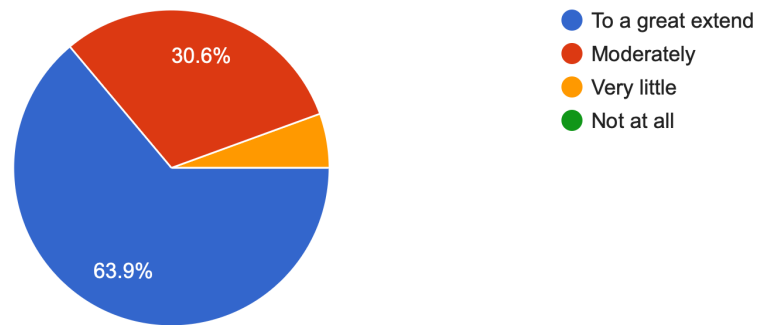
36 responses



Interpretation: 86.1% respondents find that teachers use examples and applications to illustrate the concepts whereas 13.9% respondents are of the opinion that teachers rarely or never use examples.

7. The institute/teachers use student centric methods, such as experiential learning, participative learning and problem solving methodologies for enhancing learning experiences

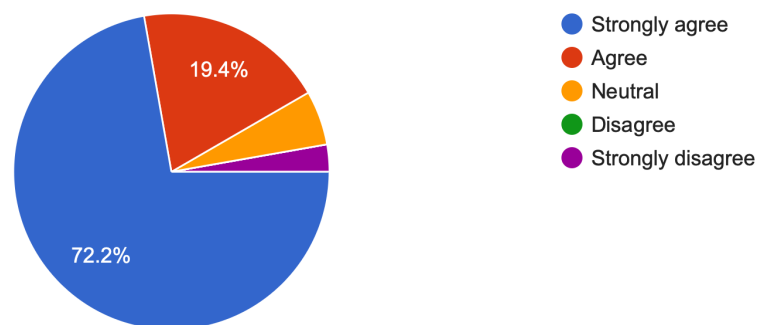
36 responses



Interpretation: A good percentage (94.5%) of respondents are of the opinion that institute/teachers use student centric methods such as experiential learning, participative learning and problem solving methodologies.

8. Teachers encourage you to participate in extracurricular activities

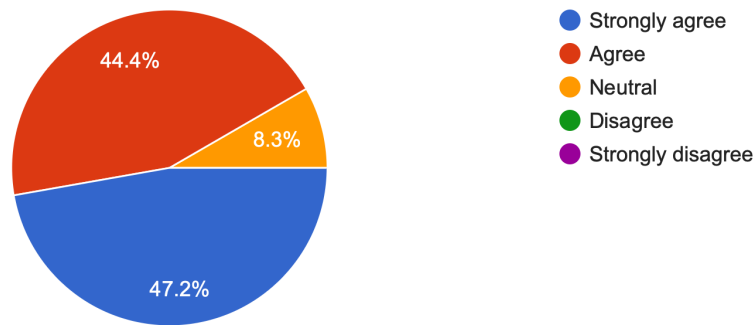
36 responses



Interpretation: 91.6% respondents feel that teachers encourage them to participate in extracurricular activities.

9. The institution makes effort to engage students in the monitoring, review and continuous quality improvement of the teaching learning process

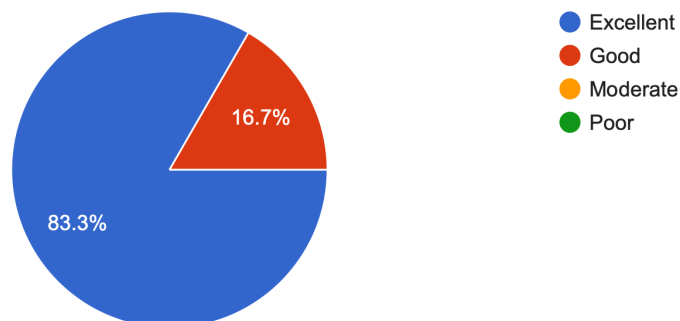
36 responses



Interpretation: 91.6% respondents feel that institution make efforts to engage students in monitoring, review and continuous quality improvement of the teaching learning process.

10. How is overall quality of teaching-learning process in your institute

36 responses



Interpretation: 100% respondents feel that overall quality of teaching and learning process in the college is either excellent or good.

Suggestion:

Trips should be organised.

3. SECTION-IV TEACHERS' SURVEY SESSION: 2022-23

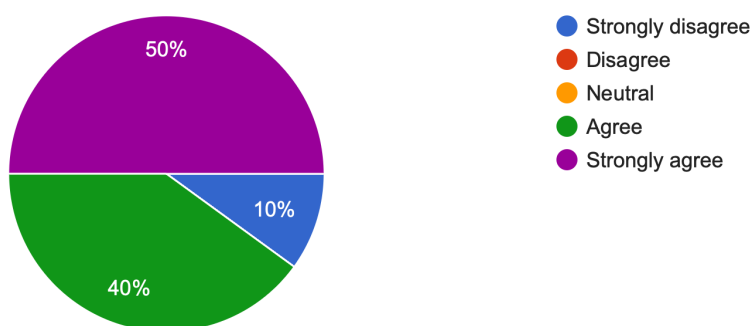
1. Teachers Sample composition and size

Feedback from teachers has been gathered from 10 faculty members representing diverse academic domains. Their insights provide a comprehensive perspective on the teaching-learning process and institutional practices. This also contributes to the holistic evaluation of the institution's performance.

2. Compiled responses of Teachers

1. Aims and objectives of syllabus are well-defined

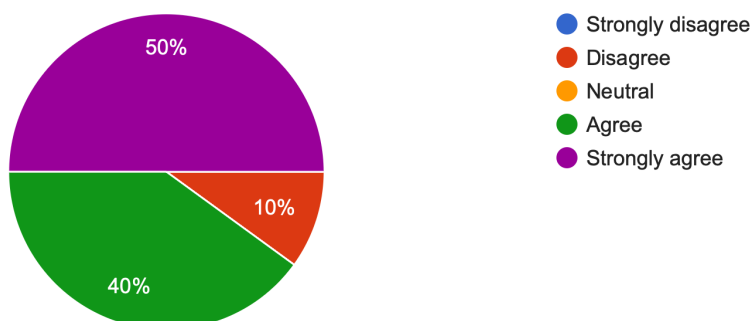
10 responses



Interpretation: 90% respondents feel that Aims and Objectives of syllabus are well-defined while rest 10% find that aims and objectives are not well-defined.

2. Teachers get adequate time to complete the syllabus during a year

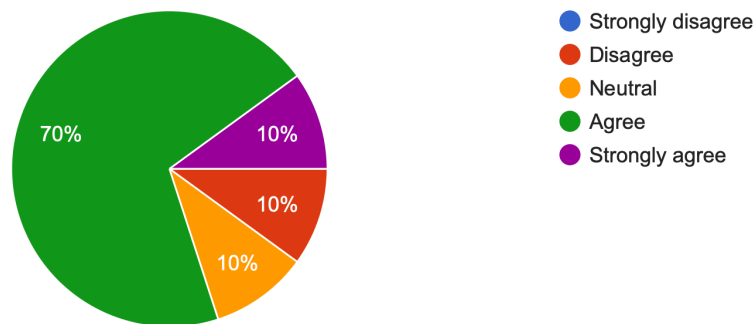
10 responses



Interpretation: 90% respondents feel that Teachers get adequate time to complete the syllabus during a year, while 10% disagree with the same.

3. Curriculum is skill oriented and develops critical thinking among students

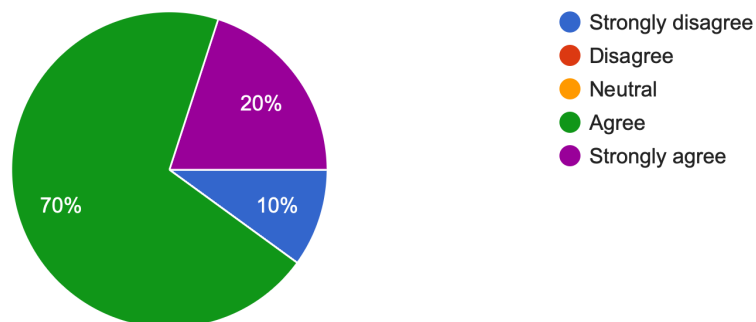
10 responses



Interpretation: 80% respondents feel that curriculum is skill oriented and develops critical thinking among students. 10% have neutral stand on the question and rest 10% believe that curriculum is not skill oriented.

4. ICT infrastructure is well developed for effective teaching and learning

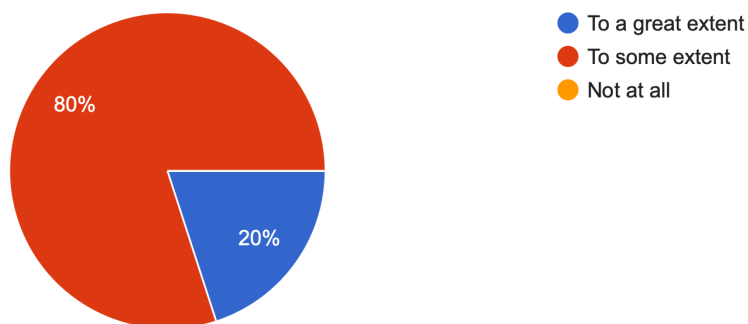
10 responses



Interpretation: 90% respondents feel that ICT Infrastructure is well developed. 10% strongly disagree with the same.

5. Curriculum inculcates societal and ethical values among students

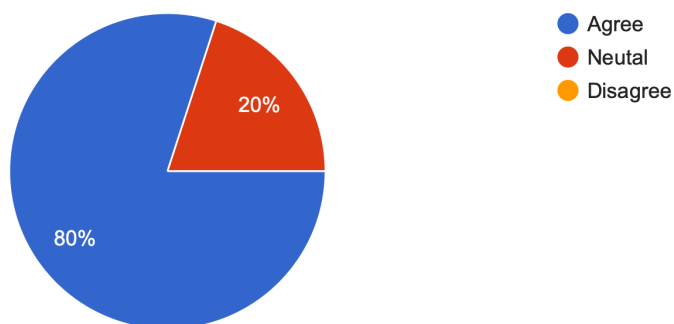
10 responses



Interpretation: 20% respondents feel that curriculum inculcates societal and ethical values among students. 80% feel

6. Periodical revision of syllabus is undertaken in the classes

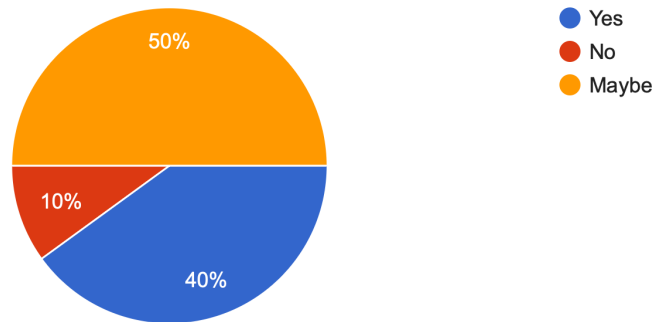
10 responses



Interpretation: 80% respondents feel that periodic revision is undertaken in the classes and 20% have neutral stance on it.

7. There is a need to review the syllabus in line with current industrial needs

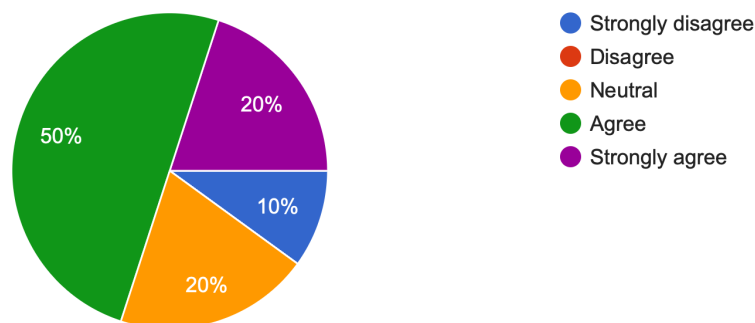
10 responses



Interpretation: 50% respondents strongly feel that syllabus needs to be reviewed in line with industrial lines. 40% are of the opinion that syllabus may be reviewed while rest 10% disagree with the same.

8. Flipped classroom learning is promoted in the classes

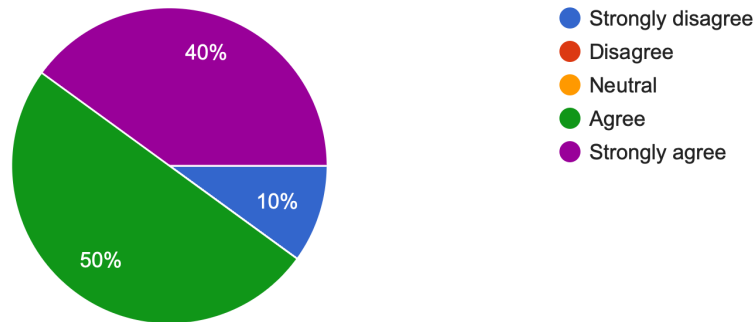
10 responses



Interpretation: 70% respondents feel that Flipped classroom learning is promoted in the classes. 20% hold neutral position while 10% strongly disagree with it.

9. Blended Teaching (Offline as well as technology based) is done to ensure effective teaching

10 responses



Interpretation: 90% respondents feel that blended teaching is done at the institution while 10% disagree with the same.

10. Any feedback

6 responses

NA

Not any

Besides ethical, social and moral values are inculcated among the students.

1. At least two faculty members must required to justify the workload as per HPU syllabus and HP Govt. norms.
2. Skill based course subject must be practical based, instead giving theoritcal knowledge.
3. Research/project component should be added.

Various co-curricular activities are carried out in the college with maximum involvement of students

4. SECTION-IV EMPLOYEE FEEDBACK (SESSION : 2023-24)

1. Employee Sample

Name

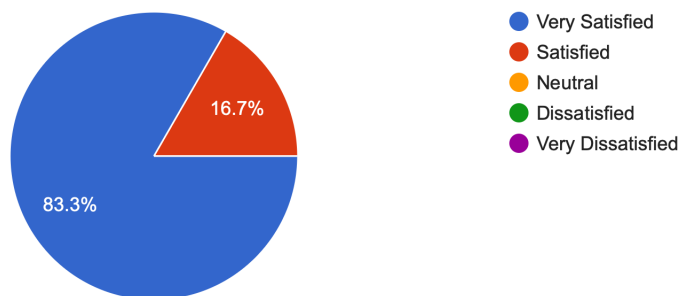
6 responses

Santosh Kumari
Ashwani Chandel
Jeet Ram
Prem Lal
Pawan Kumar
Seema Devi

2. Compiled responses of Employee

1. How satisfied are you with the work environment and facilities provided by the college?

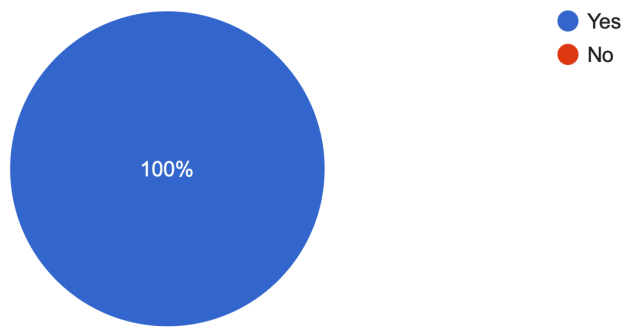
6 responses



Interpretation: 100% respondents feel either satisfied or very satisfied with the work environment and facilities provided by the college.

2. Do you feel that your workload is manageable and aligns with your job role?

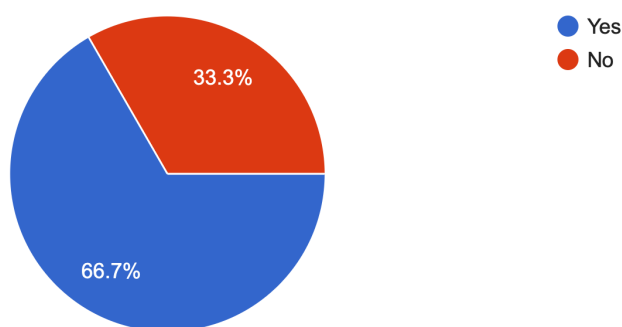
6 responses



Interpretation: 100% respondents feel that workload is manageable.

3. Are you provided with adequate opportunities for skill enhancement and professional development?

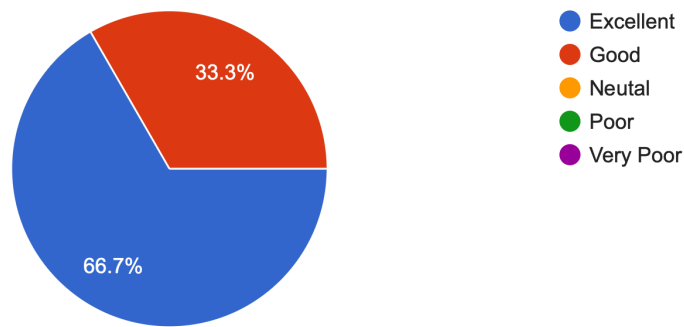
6 responses



Interpretation: 66.7% respondents feel that adequate opportunities are provided for skill enhancement and professional development while 33.3% disagree with it.

4. How effective is the communication between the administration and non-teaching staff?

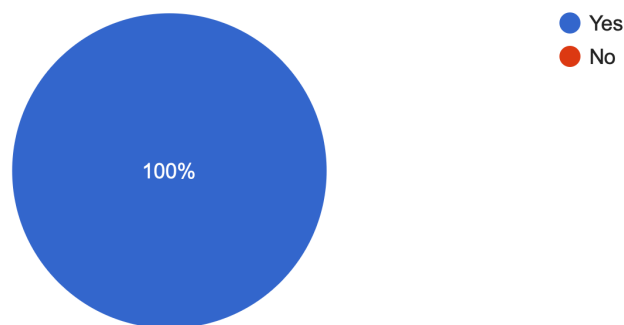
6 responses



Interpretation: 100% respondents are of the opinion that communication between teaching and non-teaching staff is either Excellent or Good.

5. Do you feel that your contributions to the institution are recognised and valued?

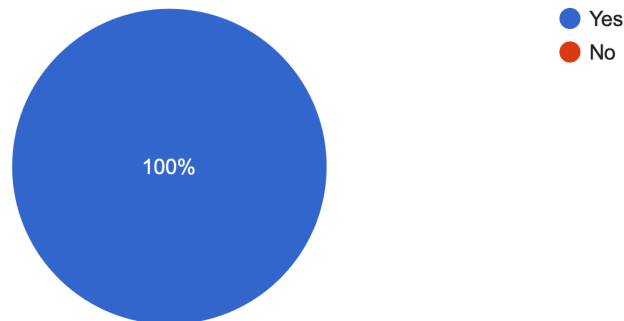
6 responses



Interpretation: 100% respondents feel that their contributions are valued and recognised in the institution.

6. Are you satisfied with the availability and quality of tools, equipment, and infrastructure necessary for your work?

6 responses



Interpretation: 100% respondents feel satisfied with the tools, equipments and infrastructure of the college.

7. What suggestions would you like to provide to improve the functioning of the institution?

6 responses

No suggestion

Regular updation and training to enhance skills along monthly follow up of work

All good

No suggestion

.

All good. No suggestion.

5. SECTION-IV ALUMNI SATISFACTION SURVEY (SESSION : 2023-24)

1. Alumni Sample

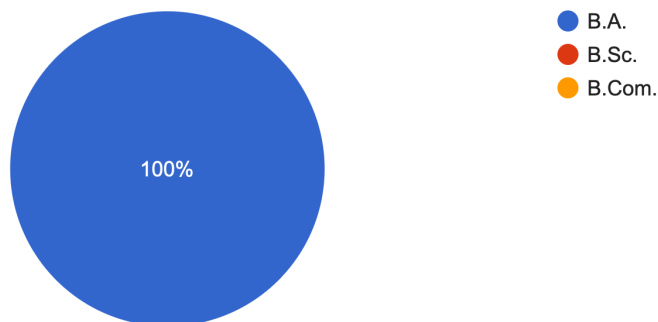
Name

4 responses

Shashi Kumar
Ishita thakur
Shivani rajput
Kritika

Stream

4 responses

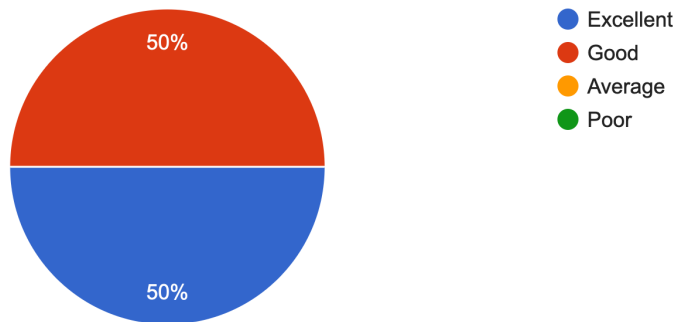


All respondents are from B.A. Stream.

2. Compiled responses of Alumni

1. How would you evaluate the quality of your academic learning experience during your time at the college?

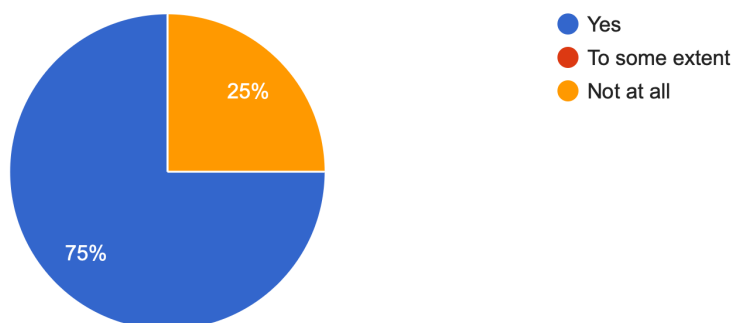
4 responses



Interpretation: 100% respondents had either an Excellent or good academic learning experience at the college.

2. The courses you studied in graduation were skill oriented

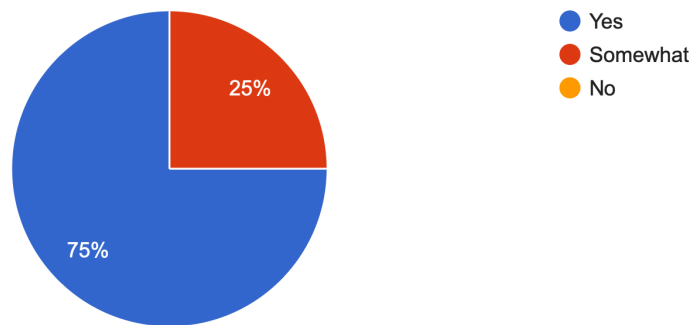
4 responses



Interpretation: 75% respondents find the courses skill oriented while 25% disagree with the same.

3. Are you satisfied with the efforts taken by the College to connect with its Alumni?

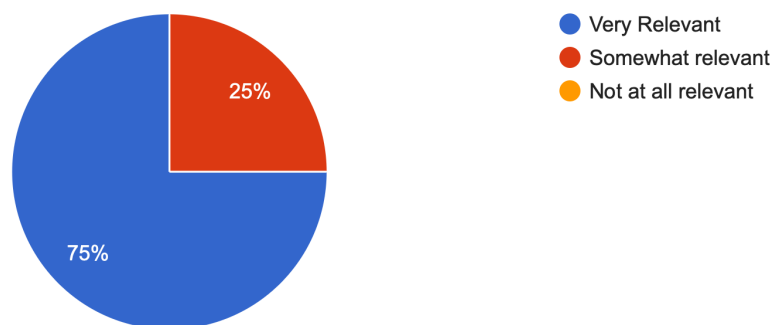
4 responses



Interpretation: 75% respondents are satisfied with the efforts taken by the college to connect with alumni while 25% are somewhat satisfied.

4. How relevant was the curriculum to your current job or higher education?

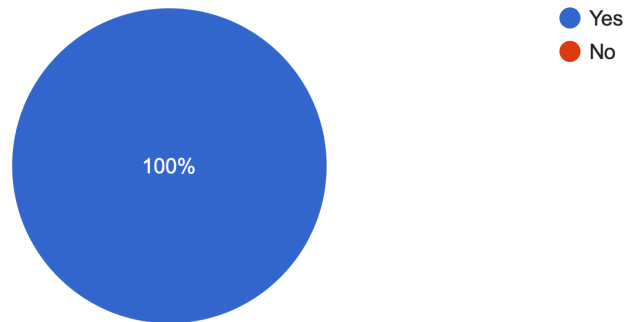
4 responses



Interpretation: 75% respondents find the curriculum relevant to current job or higher education while 25% feel it is somewhat relevant.

5. Were the faculty members approachable and supportive?


4 responses



Interpretation: 100% respondents feel that faculty members were approachable and supportive.

6. Did the college integrate modern teaching technologies like smart classrooms or online platforms?

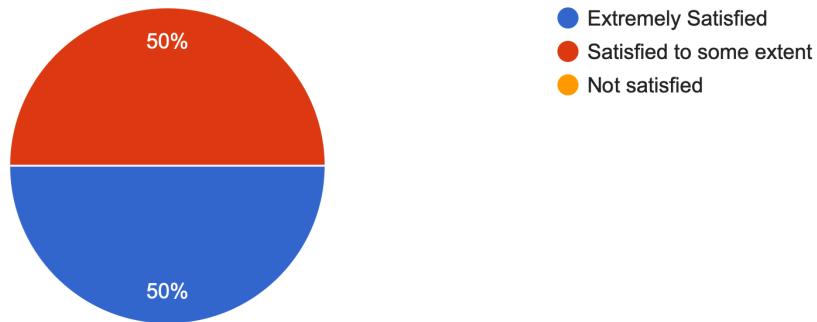
4 responses



Interpretation: 100% respondents feel modern teaching technology is integrated at the institution to some extent only.

7. How satisfied are you with the IT, Lab and Sports Infrastructure of the college

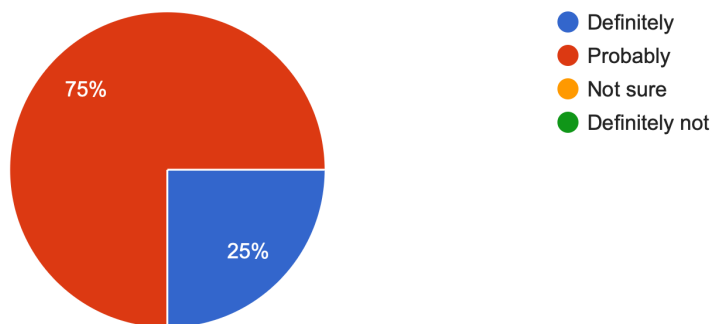
4 responses



Interpretation: 50% respondents feel satisfied with IT, Lab and Sports infrastructure of the college while rest 50% feel; satisfied to some extent.

8. Would you recommend this college to prospective students?

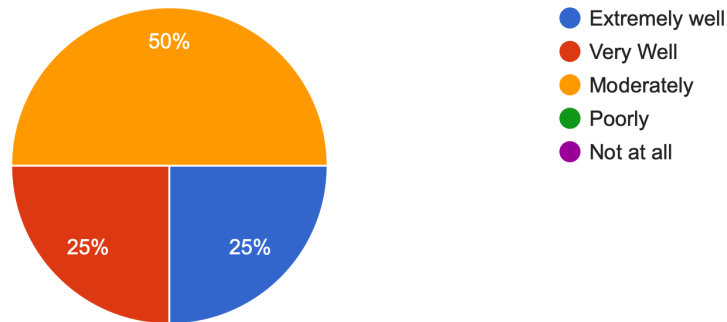
4 responses



Interpretation: 25% respondents would definitely recommend the college to prospective students while rest 75% would probably do so.

9. How well did the college prepare you for your current career or further studies?

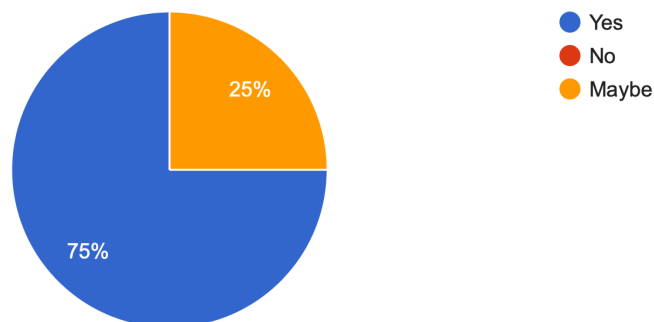
4 responses



Interpretation: 50% respondents feel that college prepared them either extremely well or well for current career or further studies. The rest 50% also feel moderate contribution of college in the same.

10. Would you be willing to spare your time to participate in interactive sessions or to provide career counselling to current students?

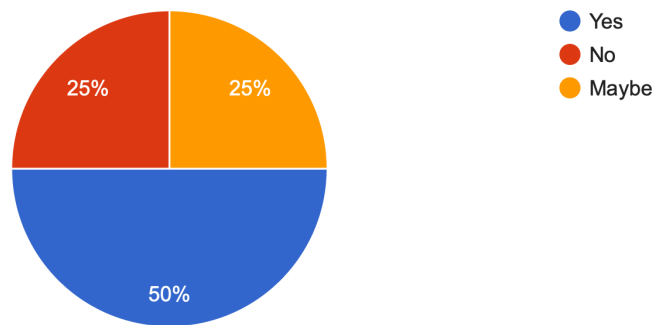
4 responses



Interpretation: 75% of respondents are willing to dedicate time for interactive sessions or career counselling for current students, while 25% are uncertain but open to the possibility.

11. Would you be willing to contribute financially to support the institution?

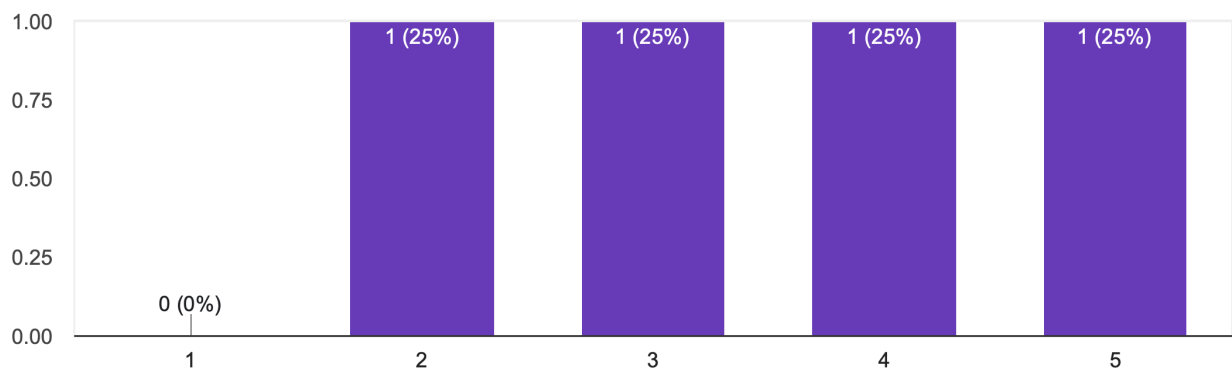
4 responses



Interpretation: 50% of respondents are willing to contribute financially to support institution. 25% are uncertain but open to the possibility while rest 25% not unwilling to do so.

12. How would you rate your overall experience in the College? Please select your ratings on the scale 1 to 5. Higher the score better the perception / experience.

4 responses



Interpretation: 75% respondents gave average of above average rating (3 or more) to overall experience while 25% gave a rating of 2 (below average).

13. Any Feedback

2 responses

No

Everything is good

Conclusion: The feedbacks collected from current Students, Alumni, Teachers and Employees provide a valuable insight on the current functioning as well as on the scope of improvement of the institution. These feedbacks are crucial for inclusive development of all stakeholders of the college. We hold a steadfast commitment towards meticulous analysis of the feedback in order to improve upon further functioning of the institution.