

GOVERNMENT COLLEGE JUKHALA



DISTRICT BILASPUR, H.P. 174088
Phone No: 01978-286201
Email: principalgcjkhala@gmail.com

Website: <https://gcjkhala.ac.in/>

A REPORT ON STUDENT SATISFACTION SURVEY (BASED ON STUDENTS' FEEDBACK)

SESSION: 2023-24



Web site: www.gcjkhala.ac.in
E-mail: principlejukhala@gmail.com

Tel. No. 01978286201
Fax No. 01978286201



Index

| S.No. | Section | Sub-sections | Survey |
|--------------|----------------|---------------------|---|
| 1 | I | | Introduction |
| | | 1.1 | Establishment at a Glance |
| | | 1.2 | Vision of the College |
| | | 1.3 | Mission of the College |
| | | 1.4 | Research Design |
| | | 1.5 | Need of Survey |
| | | 1.6 | Objective of Survey |
| | | 1.7 | Scope of Survey |
| 2 | II | | Student's Satisfaction Survey |
| | | 2.1 | Previous Year's Feedback |
| | | 2.2 | Action Taken Report on Previous year's suggestions |
| | | 2.3 | Students Sample Composition and Size |
| | | 2.4 | Bar Diagram for Class wise student respondents |
| | | 2.5 | Pi-Chart Diagrams for representation of results of survey based on responses to Questionnaire |
| | | 2.6 | Interpretation of Results of Survey |
| | | 2.7 | Suggestions obtained after Survey |

SECTION-I

INTRODUCTION

1.1 Establishment at a glance

Nestled around the Dawin Valley with the river Pushpbhadra flowing nearby and in the divine grace of Rishi Markandaya Temple, a new abode of higher learning **Govt. College Jukhala** came into being on **February 22, 2007**. The sprawling campus is spreading in several acres in sylvan surroundings that bless it with an unmatched serenity. The lush green valley sends the signals of inspiration and adds to its natural beauty, which augments both academic and professional atmosphere of the institution. Affiliated to Himachal Pradesh University Shimla, the college is imparting education mainly to rural youth in various disciplines i.e. humanities, science and commerce at undergraduate level. The admission in bachelor's degree course in all disciplines is offered as per HPU norms. The college is recognized by University Grants Commission, New Delhi and is covered under section 12(B) and 2(f) of UGC Act. 1956.

In the college UGC Resource Centre is setup to provide internet access to the students. The college has been accredited by **NAAC** with CGPA of 1.62 **valid up to November 01, 2023**. An Internal Quality Assurance Cell has been set up in the college with a view to bring qualitative improvement in academics. A smoothly functioning NAAC committee remains busy throughout the year to prepare for the subsequent cycle of accreditation of the institution.

The college has a conference hall, two smart classrooms, IT/Computer Lab and a sports ground. College has well-equipped laboratories in the departments of Botany, Chemistry, Physics, Zoology and Geography to provide in-depth understanding of the subjects to students. Department of Chemistry has recently installed UV-Visible spectrophotometer, Conductometer, pH meter to improve practical hand as well as practical experience of students. To supplement the academic activities, various clubs and societies like Eco Club, Literary Club, Road Safety Club, Energy Club, Science Society, Commerce Society and Social Science Society have been framed.

The college has one unit of **NSS** which inculcates qualities of leadership, dignity of labour, sense of responsibility and communal harmony among the volunteers.

To spread awareness among the students about health, hygiene, drug abuse etc. **Red Ribbon Club, Health Services & Antidrug Cell** is functioning in the college.

The college also has **Rover & Ranger** units for girls and boys enlivening the motto '**Service above Self**' thereby awakening the latest potential of the students and develop in them a sense of responsibility, discipline and mutual cooperation.

The college has **sports infrastructure** including a big playground and a gymnasium to provide opportunities to students to excel in indoor & outdoor games and various sports.

The **Career Counseling & Placement Cell (CC&PC)** of the college is working efficiently to arrange and organize various activities like special lectures, employment fairs, mock interviews etc. in collaboration with various departments of the college as well as with experts from outside. CC&PC organizes activities to guide students about interview preparation as well as for various competitive examinations. Consequently, most of the students have been enabled to find employment in various government departments, armed forces, public and private sectors, multinational companies etc.

1.2 Vision of the college

To make a life-long difference in the lives of rural youth through holistic education with global standards.

1.3 Mission of the college

To bring social change in rural areas by educating and preparing the youth to face the challenges of the new millennium while keeping the ethics and moral values intact.

1.4 Research Design

Research design is the blue print of the whole research work and includes specified framework for collecting and analyzing the collected information in a systematic manner. It acts like a base or guide to the investigator to move with the investigation. A research design is a plan according to which the whole research work is carried out. It provides the empirical and logical basis for drawing the conclusions. In the present study following design and methodology has been followed.

1.5 Need of Survey

No matters how highly an institution is rated, it is not greater than its students because students are the factors that make the institution come alive. Student satisfaction refers to the attraction, pride, or positive feelings that students develop towards a particular program or institution. Student

1.6 Objective of Survey

Objectives of a study are the end points for the attainment of which whole investigation is carried out. In the present survey following objectives have been framed:

- ❖ To study the perception of students towards campus facilities and teaching learning process of Government College Jukhala.
- ❖ To examine the satisfaction level of students towards campus facilities and teaching learning process of Government College Jukhala.
- ❖ To invite suggestions and recommendations from students for the holistic development of institution.

1.7 Scope of Survey

Scope of a study acts like boundary walls of an investigation beyond which the investigator can't exercise and results can't be generalized. The scope of the present survey is confined to a random sample of 72 Students who belong to different streams of Arts, Commerce and Science of Government College Jukhala, Distt. Bilaspur H.P. during 2023-24.

Section-II

Student's Satisfaction Survey (Session: 2023-24)

2.1 Previous Year's Feedback (2022-23)

| S. No. | Suggestions: |
|---------------|--|
| 1 | It is necessary to have books of different writers for each subject in the library, which are not there in the college |
| 2 | Good |
| 3 | No thanks, all are Good |
| 4 | More work and good quality materials should be there in laboratories |
| 5 | More work and good practical material should be there in laboratories |
| 6 | No, all is good |
| 7 | College playground should be maintained |
| 8 | NCC should be there in our college |
| 9 | Good! |
| 10 | Smart class rooms should be there in the college |
| 11 | More focus on studies should be there |
| 12 | Teaching staff should be sustained for the next session and maintenance of instruments should be there |

2.2 Action Taken Report on Previous year's suggestions

College has tried to implement suggestions given by students in the feedback of 2022-23. Keeping these suggestions in view, college has purchased good quality practical materials including instruments and chemicals. The purchased instruments are successfully installed in different departments of the college and non-functional has been repaired and are working properly. As far as NCC is concerned, college has initiated the process to start it in near future. For the maintenance of college ground, the college administration has taken up the matter with the Govt.

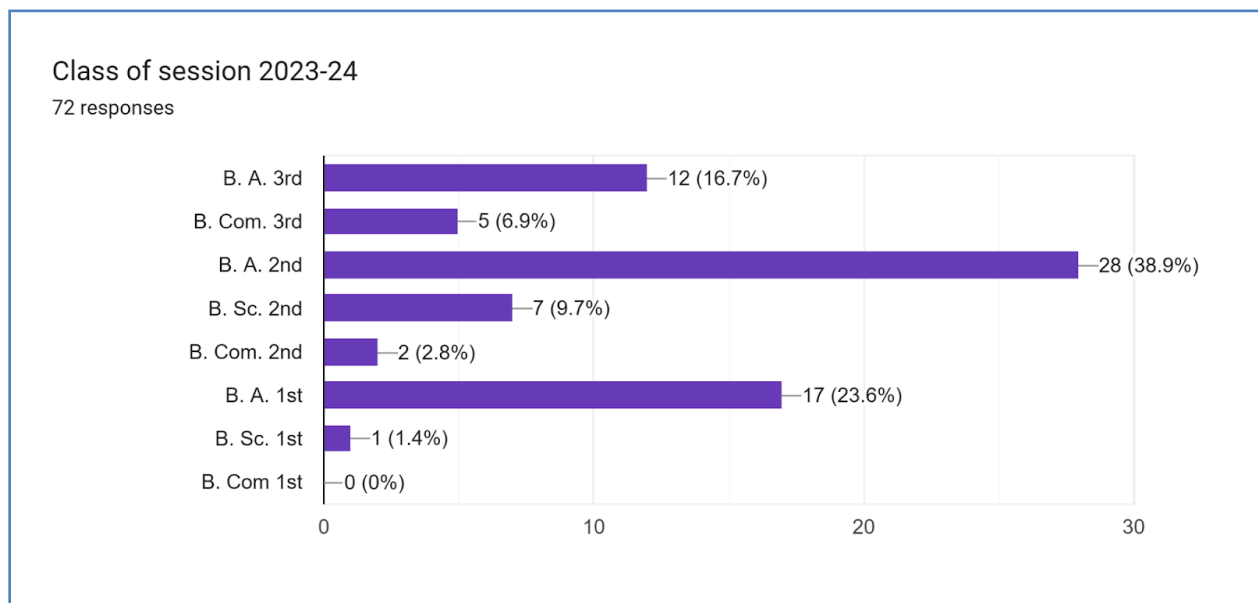
2.3 Students sample composition and size:

The sample for the present survey has been taken in the following manner:

Table showing stream wise student respondents.

| S.No. | Stream | Number of students | Percentage |
|-------|--------------|--------------------|------------|
| 1 | Arts | 57 | 79.2 |
| 2 | Commerce | 07 | 9.7 |
| 3 | Science | 08 | 11.1 |
| | Total | 72 | 100 |

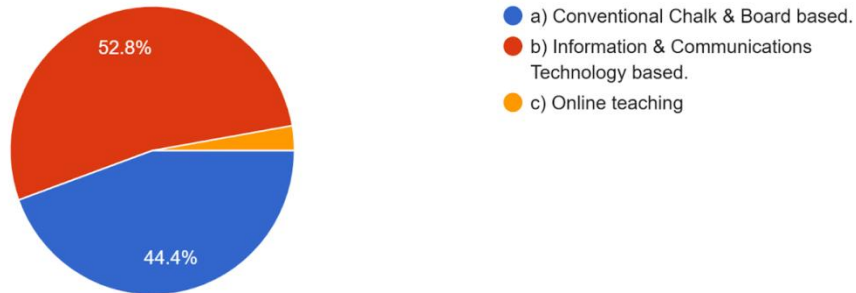
2.4 Bar diagram for class wise student respondents.



2.5 Pi-Chart diagrams for representation of results of survey based on responses to Questionnaire

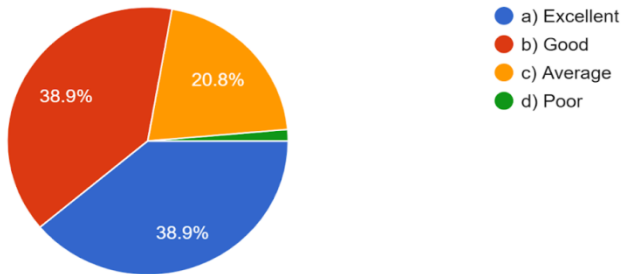
Q. 1 What type of teaching do you like the most?

72 responses



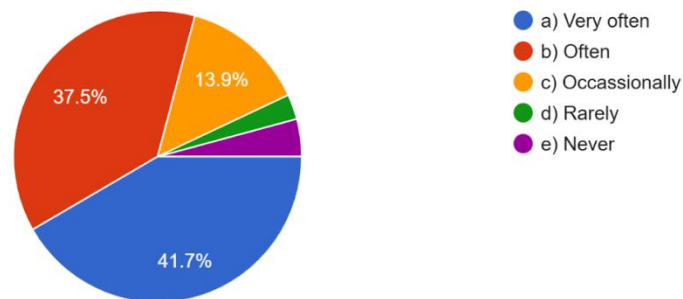
Q. 2. How do you rate the availability of ICT based tools (IT lab, Smart Class Rooms, Projector etc.) in the institution?

72 responses



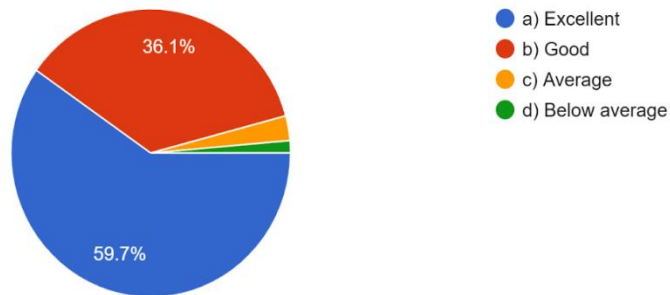
Q.3 How often do your teachers cite examples from daily life while teaching a concept?

72 responses



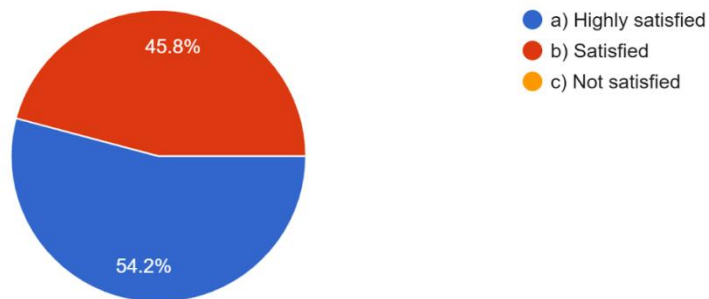
Q.4 How do you rate the quality of teachers in your institution?

72 responses



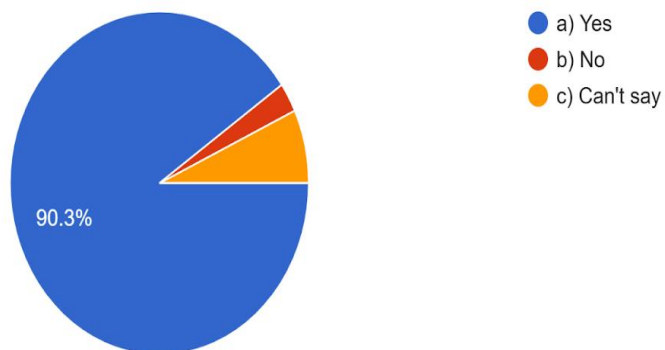
Q5. How much are you satisfied with all of your teacher's knowledge base?

72 responses



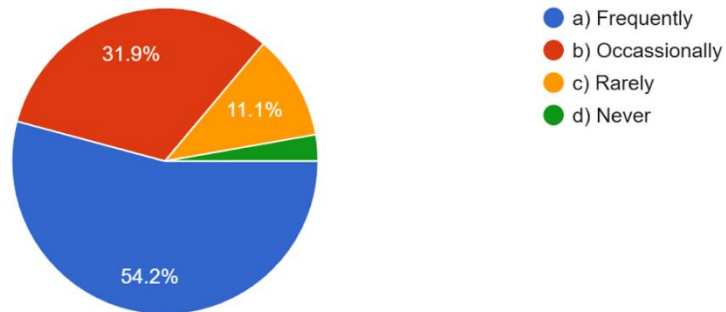
Q.6 Are all of your doubts cleared in the classroom by teachers?

72 responses



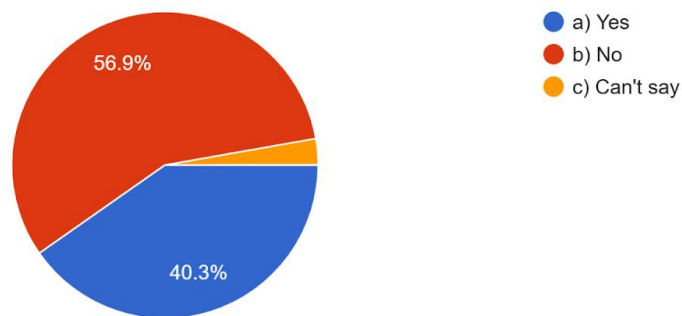
Q.7 How often do you ask your teacher for clearing your doubts?

72 responses



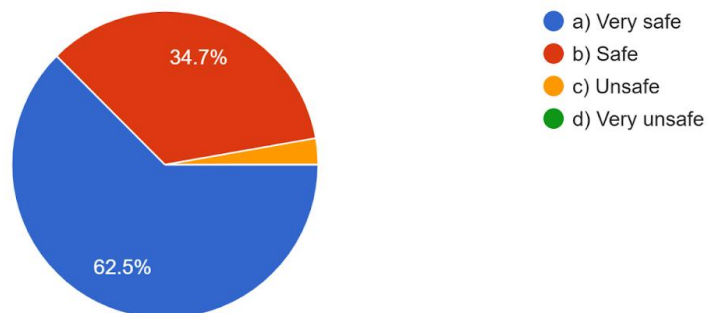
Q.8 Do you feel hesitant in clearing your doubts from your teacher?

72 responses



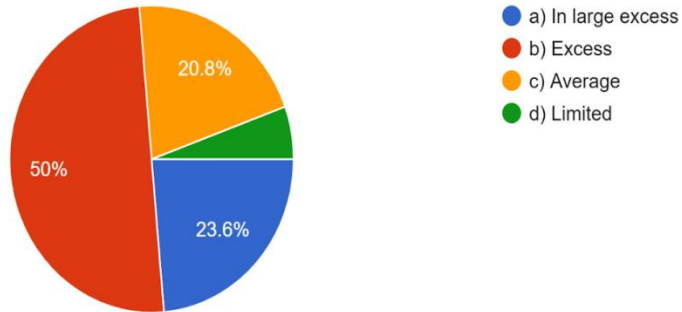
Q.9 How safe do you feel in your college?

72 responses



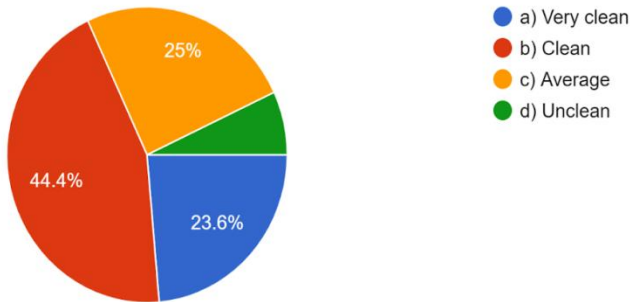
Q.10 Rate the level of extra-curricular activities in your institution?

72 responses



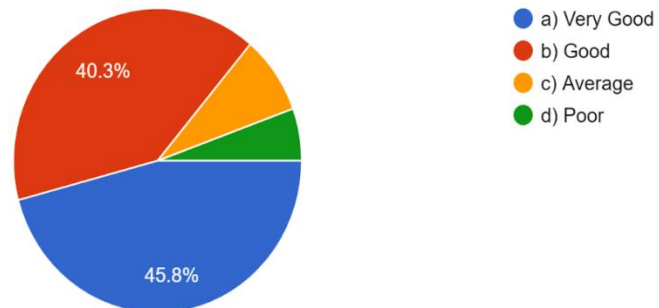
Q.11 Status of cleanliness of washrooms:

72 responses



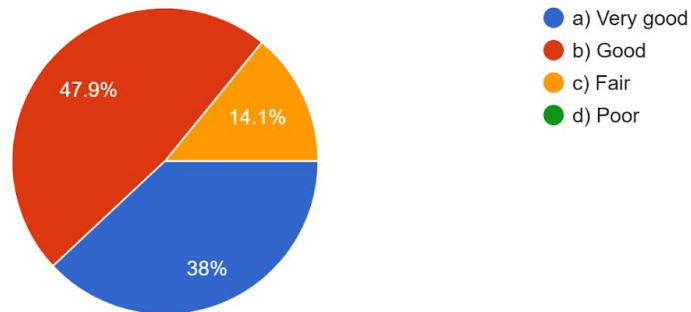
Q. 12. Overall cleanliness in the campus:

72 responses



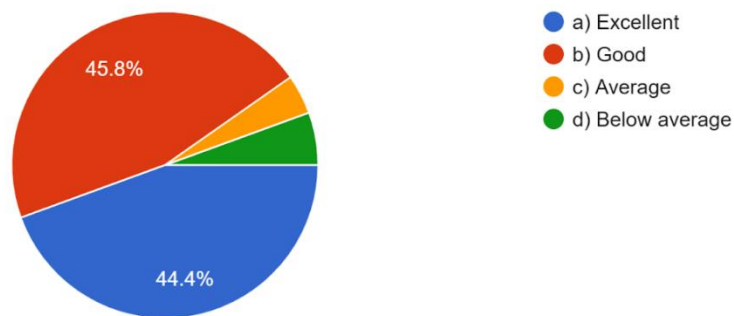
Q. 13 Availability of materials in the laboratories of practical subjects:

71 responses



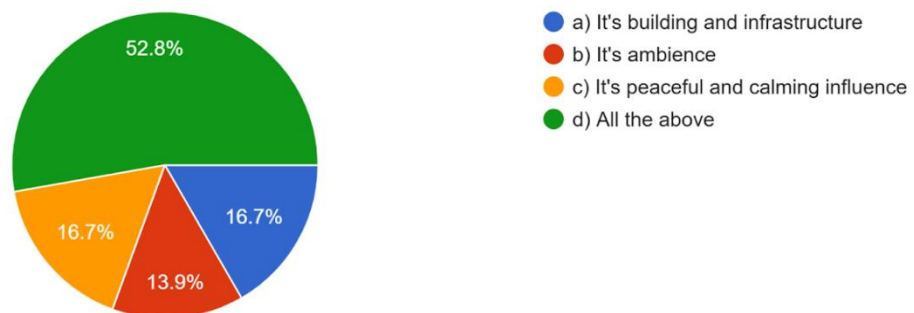
Q.14 In your opinion, how is the campus environment for studying?

72 responses



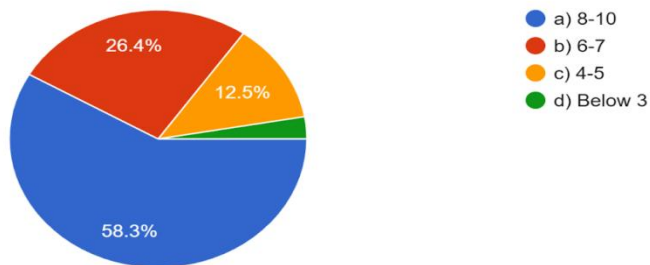
Q.15 What do you like the most about the campus?

72 responses



Q.16 Overall rating for the campus on a scale of ten:

72 responses



2.6 Interpretation of Results of Survey:

The survey conducted among students about their preferences, perceptions, and experiences regarding teaching methods, facilities, and the overall environment in their institution reveals several key findings and suggestions for potential improvements. Here is an analysis based on the provided data:

Interpretation

- Teaching Methods:** A significant majority of the students prefer ICT (Information and Communication Technology) based methods (53%) over conventional chalk and board methods (44%). This suggests an inclination towards both ICT based and traditional teaching methods.
- Availability of ICT Tools:** While the availability of ICT-based tools is perceived positively (77% rating it as excellent or good), there's a notable portion (21%) that finds it average, indicating room for improvement in the accessibility or quality of these tools.
- Real-life Examples in Teaching:** The majority of students appreciate the incorporation of real-life examples in teaching, with 78% stating that their teachers do this often or very often. This indicates the effectiveness of relatable examples in enhancing understanding.
- Quality of Teachers:** The faculty is highly regarded, with 96% of respondents rating the quality of teachers as good or excellent. This is a strong endorsement of the teaching staff's competence.
- Knowledge Base of Teachers:** Satisfaction with the teachers' knowledge base is high, with 99% of students being satisfied or highly satisfied. This underscores the faculty's expertise in their respective subjects.

6. **Doubt Clearance:** A vast majority (90%) of students feel their doubts are adequately addressed in the classroom, although 40.3% feel hesitant to ask for clarification. This suggests a need for creating a more encouraging atmosphere for asking questions.
7. **Safety and Cleanliness:** Students feel very safe and safe (97%), level of cleanliness of washrooms (68% rating above clean) and perceive the campus as clean (86.1%), which are positive indicators of the institution's environment.
8. **Extra-curricular Activities:** While a significant portion of students (73.6%) feels the level of extra-curricular activities is excessive or just right, a small group views it as limited or average, pointing towards a need for balancing academic and extracurricular engagements.
9. **Study Environment:** The studying environment is rated highly, with 90.2% finding it good or excellent, indicating a conducive atmosphere for learning.
10. **Availability of materials in the laboratories:** 85.9 % students responded that availability of materials in the labs is good or very good.
11. **Overall Rating:** The institution receives a high overall rating, with 85% of students giving it above 6 out of 10. This suggests general satisfaction with the college experience.

2.7 Suggestions obtained after Survey

| S. No. | Suggestions: |
|--------|--|
| 1 | Condition of college ground is very poor I suggest to improve ground condition |
| 2 | NCC should be in the college in near future |
| 3 | Student trip should be organized |
| 4 | Washrooms should be clean |
| 5 | Please organize educational tour |




 Principal
 G. G. Gadhikar
 Bilaspur (C.P.)